

PCT

WORLD INTELLECTUAL PROPERTY ORGANIZATION
International Bureau



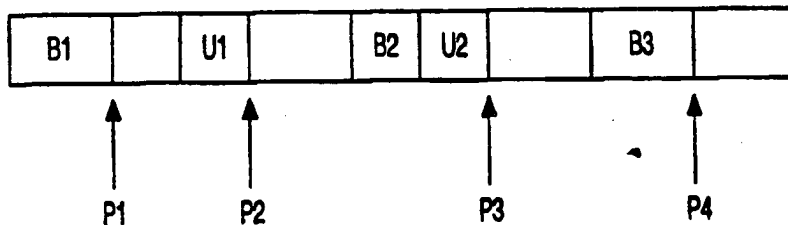
INTERNATIONAL APPLICATION PUBLISHED UNDER THE PATENT COOPERATION TREATY (PCT)

(51) International Patent Classification ⁶ : G06F 12/02	A1	(11) International Publication Number: WO 99/10812 (43) International Publication Date: 4 March 1999 (04.03.99)
(21) International Application Number: PCT/IB98/01088 (22) International Filing Date: 16 July 1998 (16.07.98) (30) Priority Data: 9717718.2 22 August 1997 (22.08.97) GB (71) Applicant: KONINKLIJKE PHILIPS ELECTRONICS N.V. [NL/NL]; Groenewoudseweg 1, NL-5621 BA Eindhoven (NL). (71) Applicant (for SE only): PHILIPS AB [SE/SE]; Kottbygatan 7, Kista, S-164 85 Stockholm (SE). (72) Inventor: HOULSDWORTH, Richard, James; Prof. Holstlaan 6, NL-5656 AA Eindhoven (NL). (74) Agent: WHITE, Andrew, G.; Internationaal Octrooibureau B.V., P.O. Box 220, NL-5600 AE Eindhoven (NL).	(81) Designated States: JP, KR, European patent (AT, BE, CH, CY, DE, DK, ES, FI, FR, GB, GR, IE, IT, LU, MC, NL, PT, SE). Published <i>With international search report. Before the expiration of the time limit for amending the claims and to be republished in the event of the receipt of amendments.</i>	

(54) Title: MEMORY MANAGEMENT WITH COMPACTION OF DATA BLOCKS

(57) Abstract

A method and apparatus are provided for management of stored data in the form of data blocks interspersed with free blocks in a fixed size system memory. A compaction procedure, periodically applied to the memory, repositions those data blocks identified (107) as moveable such as to



increase the extent of free block contiguity within the memory. The search for a suitable free block (114-117) for housing a relocated data block is sequentially applied for each data block; a data block is moved (118) to a free block if the free block is greater than or equal to the data block size and less than or equal to the size of the data block when added to the size of any free block abutting the original data block position.

FOR THE PURPOSES OF INFORMATION ONLY

Codes used to identify States party to the PCT on the front pages of pamphlets publishing international applications under the PCT.

AL	Albania	ES	Spain	LS	Lesotho	SI	Slovenia
AM	Armenia	FI	Finland	LT	Lithuania	SK	Slovakia
AT	Austria	FR	France	LU	Luxembourg	SN	Senegal
AU	Australia	GA	Gabon	LV	Latvia	SZ	Swaziland
AZ	Azerbaijan	GB	United Kingdom	MC	Monaco	TD	Chad
BA	Bosnia and Herzegovina	GE	Georgia	MD	Republic of Moldova	TG	Togo
BB	Barbados	GH	Ghana	MG	Madagascar	TJ	Tajikistan
BE	Belgium	GN	Guinea	MK	The former Yugoslav Republic of Macedonia	TM	Turkmenistan
BF	Burkina Faso	GR	Greece	ML	Mali	TR	Turkey
BG	Bulgaria	HU	Hungary	MN	Mongolia	TT	Trinidad and Tobago
DJ	Benin	IE	Ireland	MR	Mauritania	UA	Ukraine
BR	Brazil	IL	Israel	MW	Malawi	UG	Uganda
BY	Belarus	IS	Iceland	MX	Mexico	US	United States of America
CA	Canada	IT	Italy	NE	Niger	UZ	Uzbekistan
CF	Central African Republic	JP	Japan	NL	Netherlands	VN	Viet Nam
CG	Congo	KE	Kenya	NO	Norway	YU	Yugoslavia
CH	Switzerland	KG	Kyrgyzstan	NZ	New Zealand	ZW	Zimbabwe
CI	Côte d'Ivoire	KP	Democratic People's Republic of Korea	PL	Poland		
CM	Cameroon	KR	Republic of Korea	PT	Portugal		
CN	China	KZ	Kazakstan	RO	Romania		
CU	Cuba	LC	Saint Lucia	RU	Russian Federation		
CZ	Czech Republic	LI	Liechtenstein	SD	Sudan		
DE	Germany	LK	Sri Lanka	SE	Sweden		
DK	Denmark	LR	Liberia	SG	Singapore		
EE	Estonia						

DESCRIPTION

MEMORY MANAGEMENT WITH COMPACTION OF DATA BLOCKS

5 The present invention relates to a method and apparatus for handling stored data and particularly, but not exclusively, to memory compaction during garbage collection in a real or virtual memory space of a data processing apparatus.

10 Garbage collection is the automated reclamation of system memory space after its last use by a programme. A number of examples of garbage collecting techniques are discussed in "Garbage Collection: Algorithms for Automatic Dynamic Memory Management" by R. Jones et al, pub. John Wiley & Sons 1996, ISBN 0-471-94148-4, at pages 1 to 18, and "Uniprocessor
15 Garbage Collection Techniques" by P.R. Wilson, Proceedings of the 1992 International Workshop on Memory Management, St. Malo, France, September 1992. Whilst the storage requirements of many computer programs are simple and predictable, with memory allocation and recovery being handled by the programmer or a compiler, there is a trend toward languages having more
20 complex patterns of execution such that the lifetimes of particular data structures can no longer be determined prior to run-time and hence automated reclamation of this storage, as the program runs, is essential.

 One particular class of garbage collection / memory reclamation techniques, as described in the above-mentioned Wilson reference, is mark-
25 compact collection. In common with many garbage collection techniques it is a two-stage procedure and, as its name suggests, it involves first marking all stored objects that are still reachable by tracing a path or paths through the pointers linking data objects, and then compacting the memory - that is to say moving the marked objects stored in the memory to a contiguous area of
30 memory to leave a space containing only redundant objects, which space may then be reclaimed.

Fragmentation of system memory is a problem which is particularly acute with garbage collected memory systems. Methods for compaction of memory, such as mark-compact collection, where all memory blocks are moveable are well known. However, the situation where there is a variety of fixed and moveable data, interleaved in an arbitrary fashion, causes problems.

Applying conventional defragmentation techniques in circumstances where there are unmoveable blocks may still leave memory in a partially fragmented state, that is to say composed of collected groups of filled memory blocks interspersed with more than one area of free memory. The consequence of this is that the allocator (the system function allotting storage locations to memory blocks) needs to be designed to work with partially fragmented memory. Also, an overall monitoring and control function must be applied to ensure that defragmentation actually results in a more useful memory organisation than before compaction. As memory allocation patterns are arbitrary and unpredictable, the suitability of memory organisations for a particular size of allocation cannot be known before the allocation actually occurs.

It is an object of the present invention to provide a method for dynamic allocation of storage locations in a random-access memory that can accommodate the limitations imposed by having some stored memory blocks unmovable from a respective storage location.

It is a further object to provide a data processing apparatus embodying such a method in the handling of data storage.

In accordance with the present invention there is provided a method for management of stored data in the form of data blocks interspersed with free blocks in a fixed size memory, wherein a compaction procedure is periodically applied during which the data blocks are moved together such as to increase the extent of free block contiguity within the memory; characterised in that some of the data blocks are fixed in memory location and not moved by the compaction procedure and the remainder are tested in sequence to determine

whether a free block location is available for that block such as to improve the overall distribution, wherein a data block is moved to a free block if the free block is greater than or equal to the data block size and less than or equal to the size of the data block when added to the size of any free block abutting the original data block position.

This motion condition enables a relatively rapid determination of a suitable location for moving a data block: whilst not optimising the compaction procedure, this method may improve the efficiency of compaction without adding undue burden to the search procedure for identifying suitable free blocks.

To prevent unnecessary movement of blocks in an existing "best fit" location, any data block not abutted by at least one free block is suitably treated as fixed in memory location. The method described above may further comprise the step of determining, following movement of a data block, whether the block preceding the new data block location is a free block and, if so, moving the data block down to the preceding free block location. This use of sliding compaction can reduce small spaces appearing although preferably, as will be described, a data block is not moved down to a preceding free block location if said preceding free block is smaller than said data block.

Also in accordance with the present invention there is provided a data processing apparatus comprising a data processor coupled with a random-access memory containing a plurality of data objects interspersed with free blocks, each said data object and free block being at a respective known location within the memory, the apparatus being configured to periodically apply a compaction procedure during which at least some of the data blocks are repositioned within the memory such as to increase the extent of free block contiguity; characterised in that some of the data blocks are fixed in memory location with the apparatus comprising means operable to identify fixed blocks and exclude them from the compaction procedure, and search means configured to determine, for each of the remaining data blocks, whether a free block location is available for that block such as to improve the overall

distribution, said search means moving a data block to a free block if the free block is greater than or equal to the data block size and less than or equal to the size of the data block when added to the size of any free block abutting the original data block position.

5 A free block memory may be provided coupled with the search means and holding, for each size of free block in the random-access memory, the random-access memory address for the, or at least one of the, free blocks. In such a case, the addresses for all free blocks of a common size may be stored as a linked list in the free block memory, with entries in the linked list suitably
10 being stored in order of lowest to highest random-access memory address, with the lowest forming the list header. With this latter arrangement, the list headers may be referenced in free block memory as nodes of a binary tree structure, with the search means configured to traverse the structure to identify free blocks of a selected size. In order to reduce the extent of required tree-
15 traversal, the free block memory may comprise a plurality of said binary tree structures, each referencing a different range of free block sizes, with a header array identifying the location in said free block memory of the header node of each binary tree. Further features and advantages of the present invention are recited in the attached claims or will become apparent from reading of the
20 following description of example embodiments.

The invention will now be described by way of example only, with reference to the accompanying drawings, in which:

25 Figure 1 is a block diagram of a data processing system suitable to embody the present invention;

 Figure 2 represents a contiguous section of memory containing both moveable and immovable blocks of data;

 Figure 3 shows part of a managed binary tree list referencing free memory blocks, such as those in Figure 2; and

30 Figure 4 is a flow chart representation of a compaction procedure embodying the invention.

Figure 1 represents a data processing system, such as a personal computer, which acts as host for a number of software utilities which may, for example, configure the system as a browser for data defining a virtual environment. The system comprises a central processing unit (CPU) 10
5 coupled via an address and data bus 12 to random-access (RAM) and read-only (ROM) memories 14, 16. These memories may be comprised of one or several integrated circuit devices and may be augmented by a system hard-disk as well as means to read from additional (removable) memory devices, such as a CD-ROM. The present invention is particularly embodied in memory
10 management for a working area of the RAM 14 under control of the CPU 10; a controlling program for this may initially be held in ROM 16 and loaded up with the operating system on power-up.

Also coupled to the CPU 10 via bus 12 are first and second user input devices 18, 20 which may suitably comprise a keyboard and a cursor control
15 and selection device such as a mouse or trackball. Audio output from the system is via one or more speakers 22 driven by an audio processing stage 24. Video output from the system is presented on display screen 26 driven by display driver stage 28 under control of the CPU 10.

A further source of data for the system is via online link to remote sites,
20 for example via the Internet, to which end the system is provided with a network interface 30 coupled to the bus 12. The precise construction of the interface is not an essential feature of the present invention, although it will be recognised that the interface configuration will depend on the type of data network to which the system is to be coupled: for example, where the system
25 is for use by a private home user, the data link is likely to be a telephone connection to a local service provider. In such a case, the interface 30 will suitably incorporate a modem. For other types of data link, such as an ISDN connection, the interface will be configured accordingly.

The problem to be overcome in the allocation of storage locations in
30 RAM 12 is schematically illustrated in Figure 2 which represents a contiguous area of memory containing both moveable (B1, B2, B3) and unmoveable (U1,

U2) blocks of data interspersed with blocks of free memory: pointers P1 to P4 indicate the start of respective free blocks. The free memory may be unused or it may contain data which has served its function and has been identified as redundant (i.e. it can be safely overwritten). In the following description, it is assumed that the contiguous area of memory can be scanned linearly for blocks, thereby implying the provision of a length field in each object, or some other means for indicating where the next object starts. It will be recognised, however, that the invention is not so limited to linear scanned memories, with other configurations being possible, as long as relative locations and types of stored data object may be determined.

The purpose of compaction is to move blocks B1, B2 and B3 so that the free space is arranged in the best way to suit the maximum number of potential allocation requests. Good free space organisations have the fewest number of free blocks and the largest size of free blocks. The best organisation (from the point of view of operational flexibility) is to have a single free block but, as will be recognised, the presence of the fixed blocks means there may have to be multiple free blocks.

In the example, moving block B3 to block space P3 will merge spaces P3 and P4, which improves the situation as the combined free space can satisfy more allocation requests. However, if block B3 fits in space P1 or P2, then spaces P3 and P4 are merged, but the size of spaces P1 or P2 are reduced to smaller sizes (that is to say their original size less the size of block B3), which may be less useful for subsequent allocations. Moving block B2 to space P2 does not change the situation at all, and motion to space P1, P3 or P4 increases space P2 at an equal expense to another block. This move is only worthwhile if block B2 closes a free block completely. The same applies to block B1.

The compaction procedure is operated in real-time under control of the system CPU (10; Fig.1) concurrently with the operation of the system. In this example, the locking system utilised by the system memory manager indicates that an item (data block) is instantaneously unmoveable, but the lock may be

obtained and released during the progress of the procedure. Therefore, the system can not be analysed at a single point to determine which are the fixed blocks, as the analysis would immediately become invalid.

In a preferred embodiment, the memory management system takes, as
5 its starting condition, that large free blocks are preferable and are to be obtained wherever possible. Considering the potential space released (the source) by the movement of a candidate block to elsewhere in memory, this is given by:

$$\begin{aligned} \text{Source} = & \text{Size of the previous block (if free)} \\ 10 & + \text{size of the candidate block} \\ & + \text{size of the next block (if free)} \end{aligned}$$

The movement has a positive effect if the size of the free block at the destination is smaller than this amount. Ideally, the destination block size
15 should equal the size of the moveable block, as this removes a fragment of free space, although leaving small areas of free memory at the destination is generally unavoidable in a practical system, with the rejection of non-exact fits being counterproductive. The resulting full motion condition may be written as:

$$20 \quad \text{Block size} \leq \text{Destination size} \leq \text{Source size}$$

It will be recognised that this formulation leaves the possibility that a block bounded by two other used blocks can be moved if there is an exact fit elsewhere, although this is not a useful movement as no benefit is gained. In
25 order to avoid this situation, either the case (Previous is free) or (Next is free) is added to the full motion condition, or the condition is limited as:

$$\text{Block size} \leq \text{Destination size} < \text{Source size}$$

30 The system requires a mechanism for rapid identification of free blocks and their sizes and, as a part of this, maintains a "free" list for every size of

free block available at a given time. Most operations will access only the head of each list to identify the free block of appropriate size and with the lowest address. The lists are accessed via a balanced binary tree structure, as illustrated in Figure 3. To remove the top few levels of the binary tree, there are separate trees for data blocks sized between each power of 2, with only a tree for blocks in the range of 9-16 bytes being shown, for reasons of clarity, together with a linked list for objects of size 2 bytes. Nodes are only included where there are one or more free space blocks of that size in the memory, such that it is unlikely that full binary trees will occur at anything other than the lowest levels. The nodes forming the heads of the trees are accessed directly from a top-level array 40. The particular arrangement (divisions by powers of 2) is chosen because the higher potential size of the trees for large free blocks will be at least partially offset by the smaller number of larger free blocks created.

The array 40 may be arranged as shown with elements separated in the ranges $2^{(n-1)} < X \leq 2^n$, giving element ranges 0-1, 2-2, 3-4, 5-8, and so on. Alternatively, the separation may be given by $2^{(n-1)} \leq X < 2^n$, which gives element ranges 0-0, 1-1, 2-3, 4-7, 8-15, and so on. This latter arrangement is preferred for ease of searching, with the first bit identifying the range.

As shown for node 42A, representing a free block of size 14 bytes, free blocks are items in a double-linked list of blocks of the same size (as shown at 42A,B,C, and 44A,B,C,D), or nodes in the tree. Nodes (42A, 44A) are the heads of the list, and contain pointers 46 to the next item in the list, as well as to the parent node (the node representing a free block of size 12 bytes in the case of node 42A), and pointers to the children nodes (nodes representing block sizes 13 and 16 bytes), one greater, and one smaller than this node. Only node 42A and list 42B and 42C are shown expanded in Figure 3 for reasons of clarity. This fully connected system ensures that no expensive list searching needs to be done.

The linked list from node 44A for nodes of 2 bytes illustrates one potential solution to problems which may be caused in terms of overheads for

blocks of less than 4 words in length. As shown, the smaller blocks are aligned on 2 word boundaries which, whilst not as wasteful as aligning on 4 word boundaries so that small items are padded out, is still wasteful. Aligning on 1 word boundaries but excluding short items from the free list structure, and
5 relying on sliding compaction (discussed hereinafter) is an improvement but may be only sporadically so.

When the compactor attempts to find a suitable placement for the current block, the appropriate section of tree is first determined via array 40 and then traversed, optionally from the lower size limit up to the upper limit, although any
10 block within range will generally be acceptable and the full search need not always be performed. The allocator, looking to add new blocks to the memory, also searches upwards from the requested size to find a best fit. The compaction process adjusts the internal structure of the free lists, whereas the allocator will only need to access the node at the top of each list. In terms of
15 the Figure 3 example, the compaction process may result in the removal of the block referenced by list item 42B: in removing this block the compactor removes the pointers from blocks 42A and 42C and sets the pointers from those blocks to each other, restoring the double link between what are now the first and second entries in the list. The free list structure is maintained
20 consistent at all times, allowing full concurrency between the tasks by preventing compaction and allocation occurring simultaneously. The compactor will remove objects from the list during coalescing and moving actions. Tree searches only occur when it is necessary to insert the free blocks of a new size.

25 The procedure employed during compaction is illustrated by the flow chart of Figure 4, starting at 101 with the first (lowest address) block in the memory. The first operation in the iteration, the store of a pointer from this block to the previous block at 102, is omitted for this first block following which the test of step 103 determines whether the block is a free block. If the block
30 is free, a further test 104 determines whether the next block is free and, if so, it coalesces the two (105) to a single larger block. Having coalesced the two

blocks, the test as to whether the (new) next block is free 104 is repeated, followed by coalescence 105 until a used (non-free) block is encountered, at which the procedure (compaction loop) iteration concludes at 106 with selection of the next block in the memory, before recommencing with step 102 storing a pointer from the newly selected block to the previous one. It will be recognised that the coalescing of free blocks is not strictly tied in with the compaction procedure; it may instead be controlled by the allocator mechanism or as part of the garbage collection mechanism. Where coalescence is not incidentally or actually triggered during compaction, stages 104 and 105 of Figure 4 may be omitted, with a positive result to the "Block Free ?" test of 103 leading directly to selection of the next block at 106.

When the test of step 103 determines that the block is not free, the iteration proceeds to step 107 where it is determined whether the block is movable or fixed. If the block is not movable, the iteration is again concluded with selection of the next block at 106. If the block is identified as movable, the source block size is initially set to that of the block under consideration at 108, following which a check is made (109) as to whether the preceding block is free, in which case the source block size is increased from the initial block size by the size of the previous block, at 110. Following the test of the previous block (and expansion of the source if the block is free), a similar test is performed at 111 for the next block: if the next block is free, the source block size is increased by the size of that next block at 112.

Following the tests of whether next and previous blocks are free (with expansion of the source if they are), at 113 a further test is made as to whether the current value for the source block size equals the original block size. If so, neither the previous nor next blocks are free so that moving the block from its current location has no value and, unless a destination block of exactly the size of the block under consideration is found, there will be a worsening of layout. Consequently, when the test at 113 determines a block to be bounded by non-free blocks, that block will remain unmoved and the iteration again moves to selection of the next block at 106.

If the test at 113 shows the source block size to be greater than the original block size, the search of the free list begins to find a suitably sized candidate for destination block, with the first free list block selected at 114. The test of fitness for the destination block candidates, applied at 115, is whether it meets the above-described full motion condition:

Block size \leq Destination size $<$ Source size

If the free list block does not meet the above condition, a check is made at 116 as to whether there are any further blocks on the free list and, if so, the next on the list is selected at 117 and the procedure reverts to the fitness test at 115. If the test at 116 indicates that there are no further blocks on the free list, there are no suitable destination blocks for the block under consideration, and the iteration proceeds to step 106 and selection of the next candidate block. However, if the fitness test at 115 shows a destination block fulfilling the above motion criteria, the block under consideration is moved to the destination block, at 118, with the consequent updating of the free list structure.

Having moved a block, the compactor makes a further check at 119 as to whether the new preceding neighbour for the moved block is free. If so, at 120 a process of sliding is implemented whereby the block is moved down into the space presented by the free block: "down" in this case refers to towards the first block in memory at the lowest address. The motion of free blocks to higher memory space and data to low memory space is implicit in the approach and, in an operational optimisation, only lower memory is scanned for free blocks capable of holding the moveable memory block. Following the test at 119 (or sliding at 120 if implemented) the iteration closes with selection of the next block at 106. In order to avoid anomalies, each iteration of the compactor loop is an atomic operation, with the previous, current and next items not changing their state during the iteration.

The use of sliding compaction retains locality of reference and reduces the size of the free list, with only free blocks positioned before unmoveable

blocks being placed on the free list. In step 120, a block is only shifted down in memory if the move is non-overlapping, that is to say the size of the preceding block exceeds that of the block being moved. Non-overlapping moves are potentially useful with highly incremental operations as access to the data can occur during the move (with some extra overhead). This constraint
5 will tend to prevent small movements which will release little memory.

Although defined principally in terms of a software implementation, the skilled reader will be well aware that the above-described functional features could equally well be implemented in hardware, or in a combination of software
10 and hardware.

From reading the present disclosure, other modifications will be apparent to persons skilled in the art. Such modifications may involve other features which are already known in the design, manufacture and use of data processing and storage apparatus and devices and component parts thereof
15 and which may be used instead of or in addition to features already described herein. Although claims have been formulated in this application to particular combinations of features, it should be understood that the scope of the disclosure of the present application also includes any novel feature or novel combination of features disclosed herein either explicitly or implicitly or any
20 generalisation thereof, whether or not it relates to the same invention as presently claimed in any claim and whether or not it mitigates any or all of the same technical problems as does the present invention. The applicants hereby give notice that new claims may be formulated to such features and/or combinations of such features during the prosecution of the present application
25 or of any further application derived therefrom.

CLAIMS

1. A method for management of stored data in the form of data blocks interspersed with free blocks in a fixed size memory, wherein a compaction procedure is periodically applied during which the data blocks are moved
5 together such as to increase the extent of free block contiguity within the memory;

characterised in that some of the data blocks are fixed in memory location and not moved by the compaction procedure and the remainder are tested in
10 sequence to determine whether a free block location is available for that block such as to improve the overall distribution, wherein a data block is moved to a free block if the free block is greater than or equal to the data block size and less than or equal to the size of the data block when added to the size of any free block abutting the original data block position.

15

2. A method as claimed in Claim 1, wherein any data block not abutted by at least one free block is treated as fixed in memory location.

3. A method as claimed in Claim 1, further comprising the step of
20 determining, following movement of a data block, whether the block preceding the new data block location is a free block and, if so, moving the data block down to the preceding free block location.

4. A method as claimed in Claim 3, wherein a data block is not moved
25 down to a preceding free block location if said preceding free block is smaller than said data block.

5. A data processing apparatus comprising a data processor coupled with a random-access memory containing a plurality of data objects
30 interspersed with free blocks, each said data object and free block being at a respective known location within the memory, the apparatus being configured

to periodically apply a compaction procedure during which at least some of the data blocks are repositioned within the memory such as to increase the extent of free block contiguity;

characterised in that some of the data blocks are fixed in memory location
5 with the apparatus comprising means operable to identify fixed blocks and
exclude them from the compaction procedure, and search means configured
to determine, for each of the remaining data blocks, whether a free block
location is available for that block such as to improve the overall distribution,
said search means moving a data block to a free block if the free block is
10 greater than or equal to the data block size and less than or equal to the size
of the data block when added to the size of any free block abutting the original
data block position.

6. Apparatus as claimed in Claim 5, further comprising a free block
15 memory coupled with the search means and holding, for each size of free block
in the random-access memory, the random-access memory address for the, or
at least one of the, free blocks.

7. Apparatus as claimed in Claim 6, wherein the addresses for all free
20 blocks of a common size are stored as a linked list in the free block memory.

8. Apparatus as claimed in Claim 7, wherein the linked list entries are
stored in order of lowest to highest random-access memory address, with the
lowest forming the list header.

25 9. Apparatus as claimed in Claim 8, wherein the list headers are
referenced in free block memory as nodes of a binary tree structure, with the
search means configured to traverse said structure to identify free blocks of a
selected size.

30 10. Apparatus as claimed in Claim 9, wherein the free block memory

comprises a plurality of said binary tree structures, each referencing a different range of free block sizes, and a header array identifying the location in said free block memory of the header node of each binary tree.

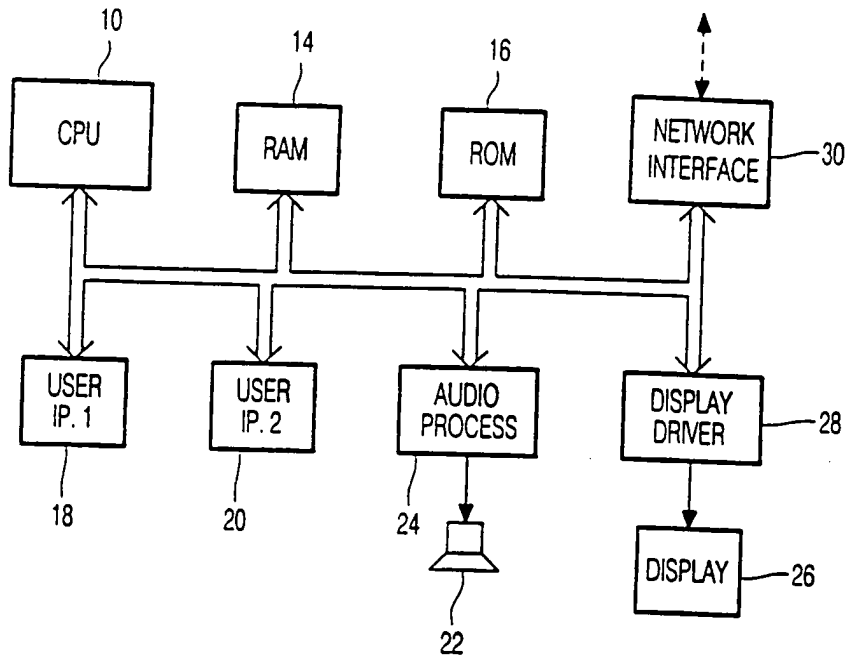


FIG. 1

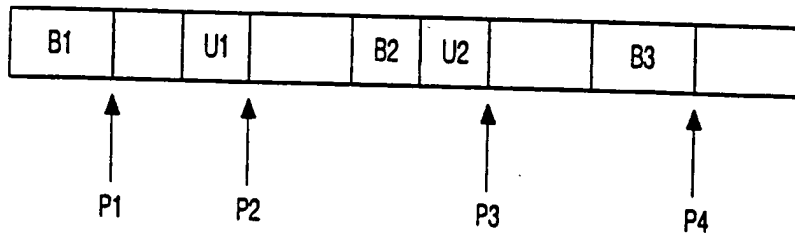


FIG. 2

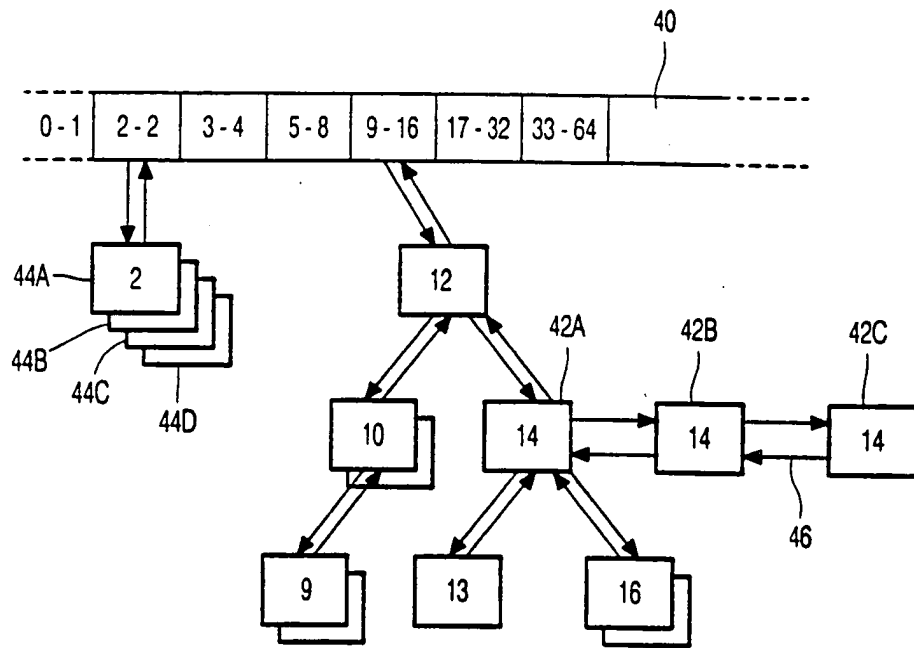


FIG. 3

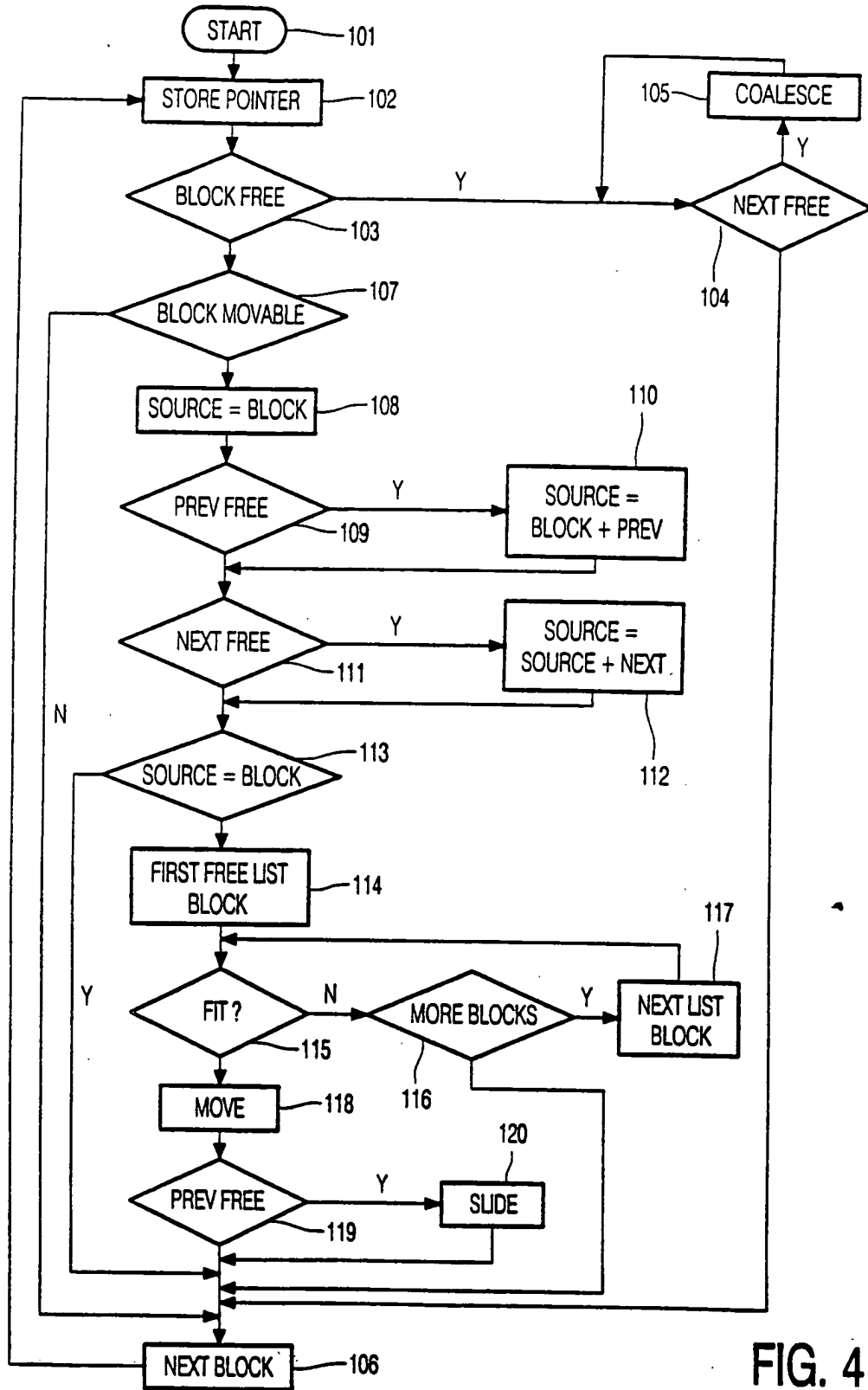


FIG. 4

INTERNATIONAL SEARCH REPORT

International application No.
PCT/IB 98/01088

A. CLASSIFICATION OF SUBJECT MATTER				
IPC6: G06F 12/02 <small>According to International Patent Classification (IPC) or to both national classification and IPC</small>				
B. FIELDS SEARCHED				
<small>Minimum documentation searched (classification system followed by classification symbols)</small>				
IPC6: G06F				
<small>Documentation searched other than minimum documentation to the extent that such documents are included in the fields searched</small>				
SE,DK,FI,NO classes as above				
<small>Electronic data base consulted during the international search (name of data base and, where practicable, search terms used)</small>				
WPI				
C. DOCUMENTS CONSIDERED TO BE RELEVANT				
<small>Category*</small>	<small>Citation of document, with indication, where appropriate, of the relevant passages</small>	<small>Relevant to claim No.</small>		
A	US 5561786 A (PETER L. MORSE), 1 October 1996 (01.10.96), column 11, line 22 - column 13, line 3, figures 7A,7B, abstract --	1-10		
A	US 5604902 A (THERESA A. BURKES ET AL), 18 February 1997 (18.02.97), column 3, line 51 - column 4, line 20, abstract --	1-10		
A	US 5109336 A (ROBERT L. GUENTHER ET AL), 28 April 1992 (28.04.92), column 8, line 45 - column 9, line 52, abstract --	1-10		
<input checked="" type="checkbox"/> Further documents are listed in the continuation of Box C. <input checked="" type="checkbox"/> See patent family annex.				
<table style="width: 100%; border: none;"> <tr> <td style="width: 50%; border: none; vertical-align: top;"> <ul style="list-style-type: none"> * Special categories of cited documents "A" document defining the general state of the art which is not considered to be of particular relevance "E" earlier document but published on or after the international filing date "I" document which may throw doubts on priority claim(s) or which is cited to establish the publication date of another citation or other special reason (as specified) "O" document referring to an oral disclosure, use, exhibition or other means "P" document published prior to the international filing date but later than the priority date claimed </td> <td style="width: 50%; border: none; vertical-align: top;"> <ul style="list-style-type: none"> "T" later document published after the international filing date or priority date and not in conflict with the application but cited to understand the principle or theory underlying the invention "X" document of particular relevance: the claimed invention cannot be considered novel or cannot be considered to involve an inventive step when the document is taken alone "Y" document of particular relevance: the claimed invention cannot be considered to involve an inventive step when the document is combined with one or more other such documents, such combination being obvious to a person skilled in the art "&" document member of the same patent family </td> </tr> </table>			<ul style="list-style-type: none"> * Special categories of cited documents "A" document defining the general state of the art which is not considered to be of particular relevance "E" earlier document but published on or after the international filing date "I" document which may throw doubts on priority claim(s) or which is cited to establish the publication date of another citation or other special reason (as specified) "O" document referring to an oral disclosure, use, exhibition or other means "P" document published prior to the international filing date but later than the priority date claimed 	<ul style="list-style-type: none"> "T" later document published after the international filing date or priority date and not in conflict with the application but cited to understand the principle or theory underlying the invention "X" document of particular relevance: the claimed invention cannot be considered novel or cannot be considered to involve an inventive step when the document is taken alone "Y" document of particular relevance: the claimed invention cannot be considered to involve an inventive step when the document is combined with one or more other such documents, such combination being obvious to a person skilled in the art "&" document member of the same patent family
<ul style="list-style-type: none"> * Special categories of cited documents "A" document defining the general state of the art which is not considered to be of particular relevance "E" earlier document but published on or after the international filing date "I" document which may throw doubts on priority claim(s) or which is cited to establish the publication date of another citation or other special reason (as specified) "O" document referring to an oral disclosure, use, exhibition or other means "P" document published prior to the international filing date but later than the priority date claimed 	<ul style="list-style-type: none"> "T" later document published after the international filing date or priority date and not in conflict with the application but cited to understand the principle or theory underlying the invention "X" document of particular relevance: the claimed invention cannot be considered novel or cannot be considered to involve an inventive step when the document is taken alone "Y" document of particular relevance: the claimed invention cannot be considered to involve an inventive step when the document is combined with one or more other such documents, such combination being obvious to a person skilled in the art "&" document member of the same patent family 			
<small>Date of the actual completion of the international search</small>		<small>Date of mailing of the international search report</small>		
27 January 1999		29 -01- 1999		
<small>Name and mailing address of the ISA/ Swedish Patent Office Box 5055, S-102 42 STOCKHOLM Facsimile No. + 46 8 666 02 86</small>		<small>Authorized officer Göran Magnusson Telephone No. + 46 8 782 25 00</small>		

INTERNATIONAL SEARCH REPORT

International application No.
PCT/IB 98/01088

C (Continuation). DOCUMENTS CONSIDERED TO BE RELEVANT		
Category*	Citation of document, with indication, where appropriate, of the relevant passages	Relevant to claim No.
A	US 5623654 A (JIM PETERMAN), 22 April 1997 (22.04.97), column 2, line 29 - column 3, line 12, abstract --	1-10
A	US 4660130 A (DAVID H. BARTLEY ET AL), 21 April 1997 (21.04.97), column 2, line 39 - column 3, line 19, abstract -- -----	1-10

Form PCT/ISA/210 (continuation of second sheet) (July 1992)

INTERNATIONAL SEARCH REPORT

Information on patent family members

21/12/98

International application No.

PCT/IB 98/01088

Patent document cited in search report	Publication date	Patent family member(s)	Publication date
US 5561786 A	01/10/96	CA 2119788 C	31/12/96
		EP 0606461 A	20/07/94
		JP 6511582 T	22/12/94
		WO 9402898 A	03/02/94
US 5604902 A	18/02/97	NONE	
US 5109336 A	28/04/92	EP 0395606 A	31/10/90
		JP 2038817 C	28/03/96
		JP 2300949 A	13/12/90
		JP 7075004 B	09/08/95
US 5623654 A	22/04/97	NONE	
US 4660130 A	21/04/97	EP 0175458 A	26/03/86
		JP 1917346 C	23/03/95
		JP 6048469 B	22/06/94
		JP 61112256 A	30/05/86

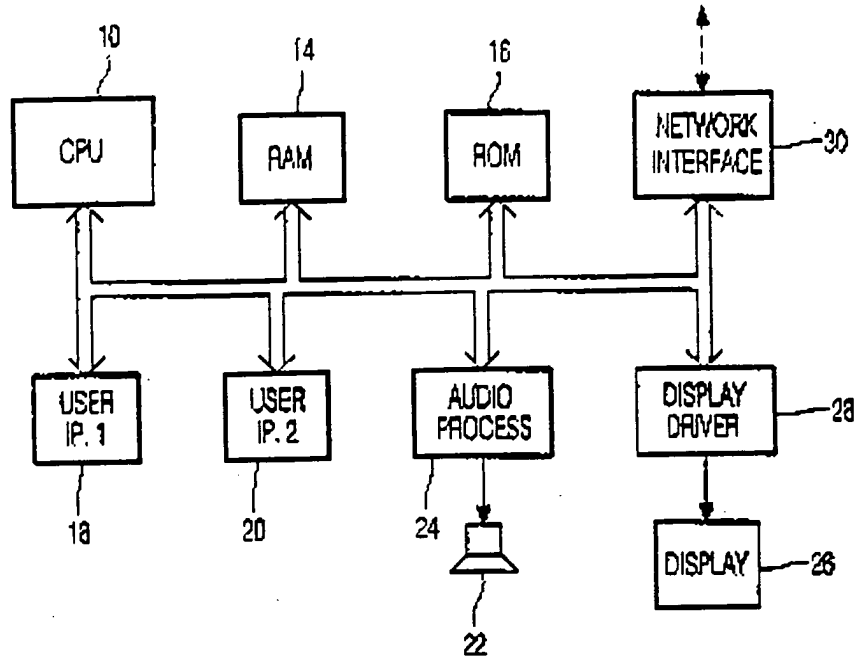


FIG. 1

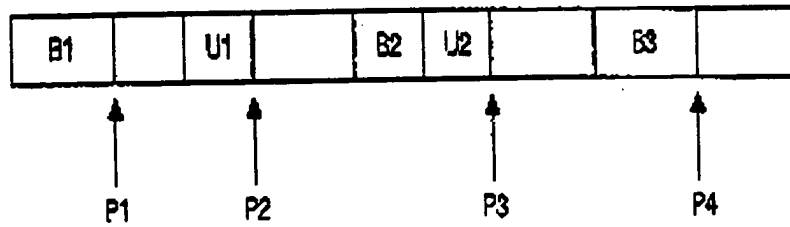


FIG. 2

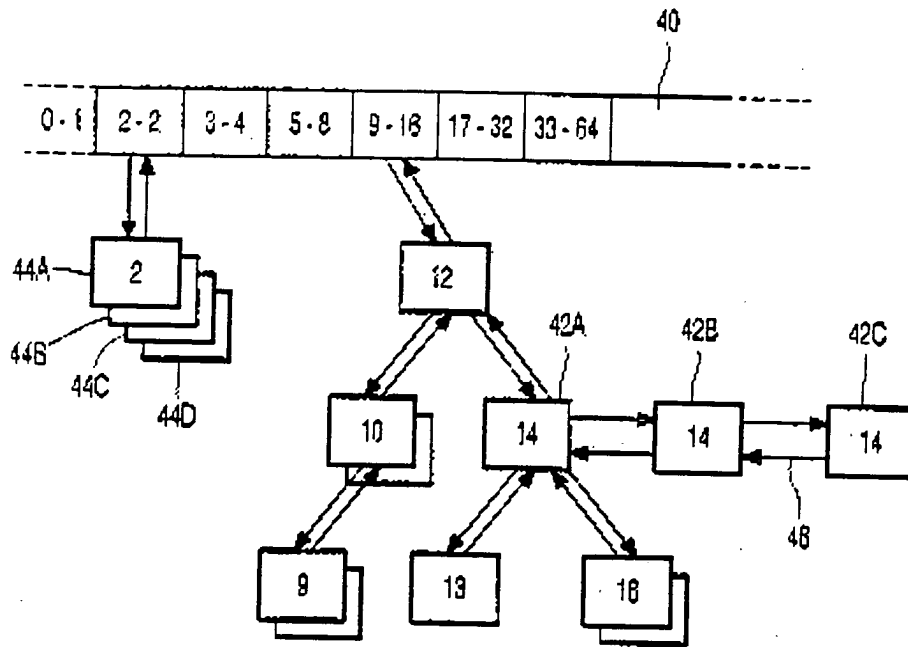


FIG. 3

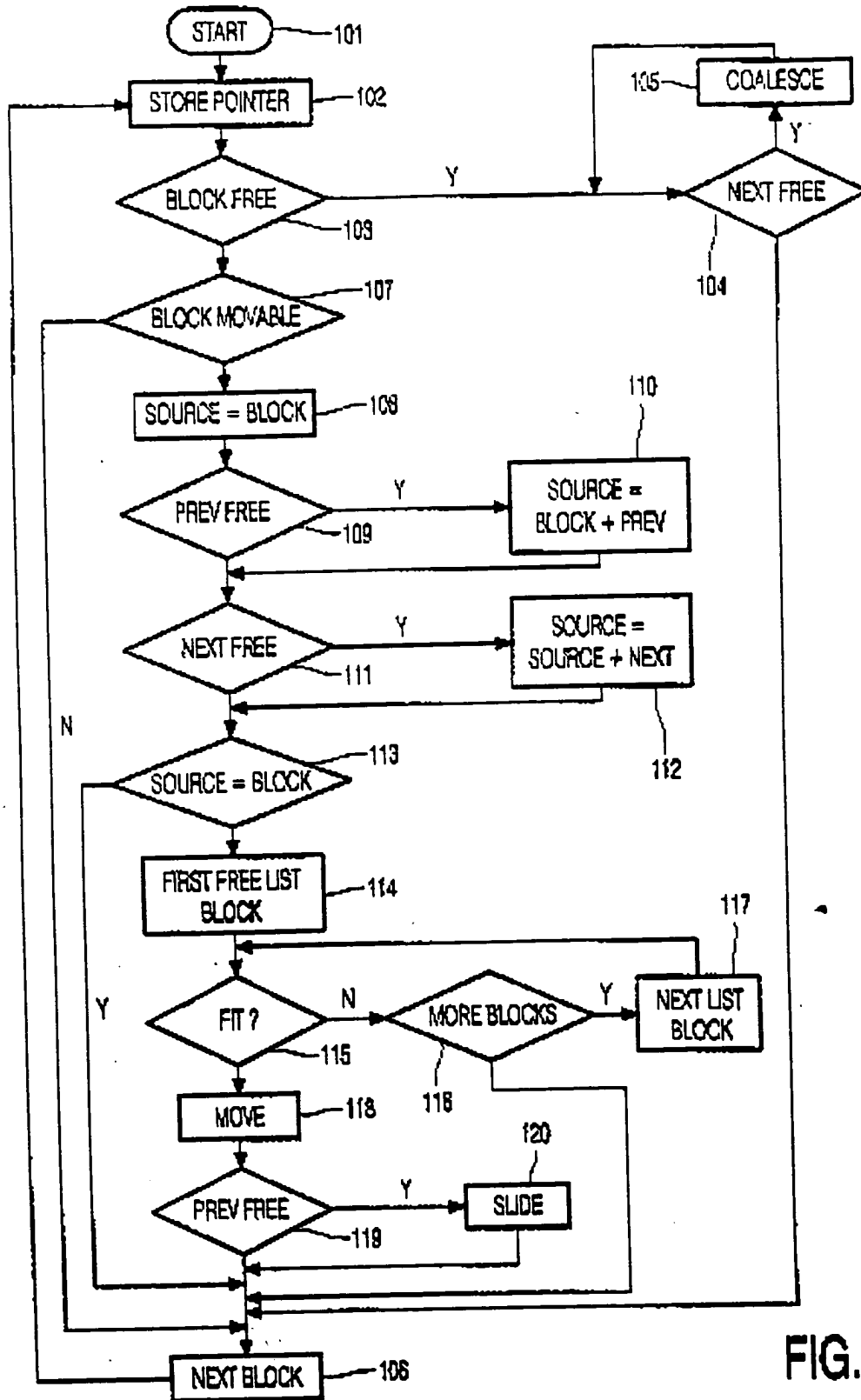


FIG. 4